

Pain, signs and symptoms



This is the online version of the Hospital Communication Book version 3

Downloaded free of charge from www.communicationpeople.co.uk for non-commercial use only

Please do not make multiple copies or put on any other website. See our website for more information.

© The Clear Communication People Ltd - November 2013

This section has pages covering the following issues:

- Pain
- Full bodies - male and female
- Pain scale
- Signs and symptoms
- Bristol Stool Chart

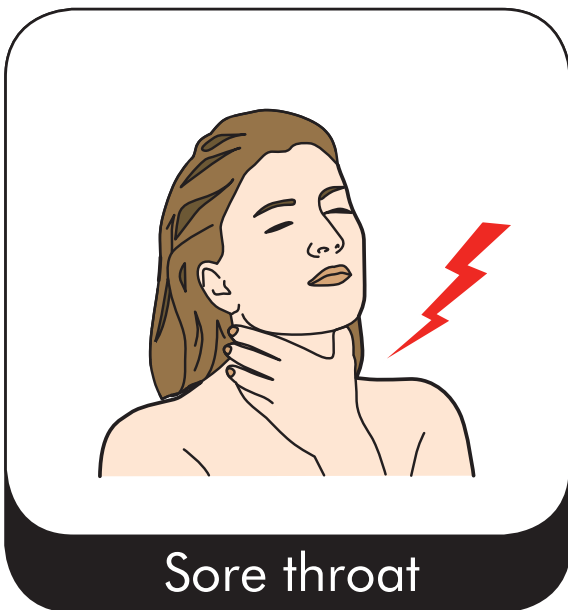
Pain

This is the online version of the Hospital Communication Book version 3

Downloaded free of charge from www.communicationpeople.co.uk for non-commercial use only

Please do not make multiple copies or put on any other website. See our website for more information.

© The Clear Communication People Ltd - November 2013



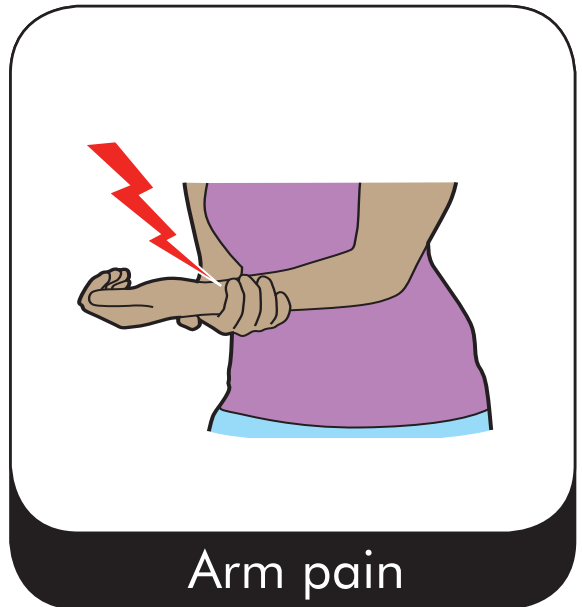
Pain

This is the online version of the Hospital Communication Book version 3

Downloaded free of charge from www.communicationpeople.co.uk for non-commercial use only

Please do not make multiple copies or put on any other website. See our website for more information.

© The Clear Communication People Ltd - November 2013



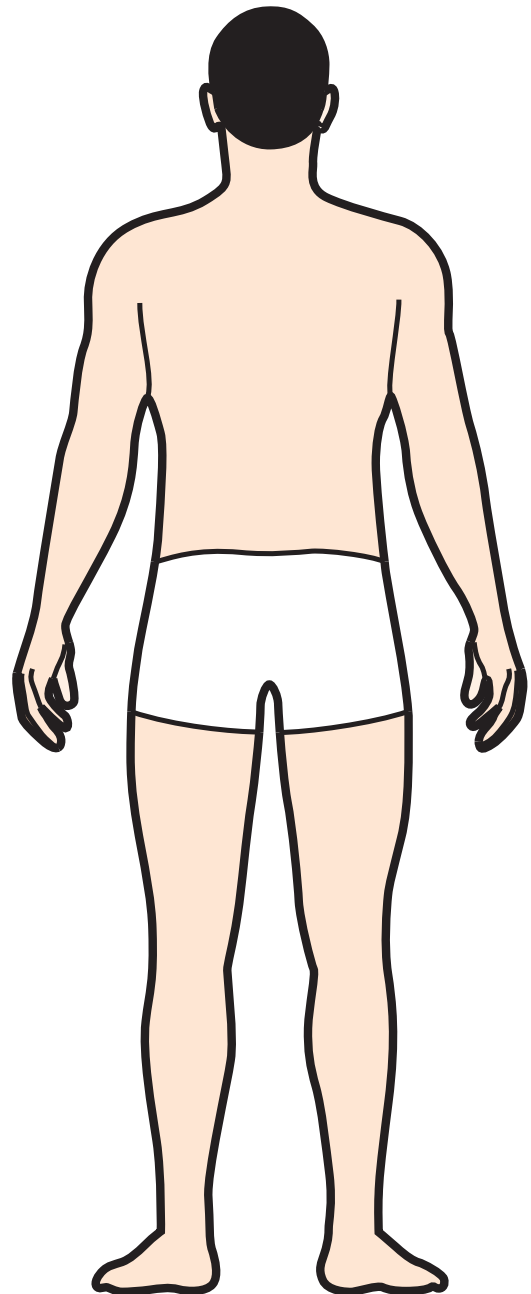
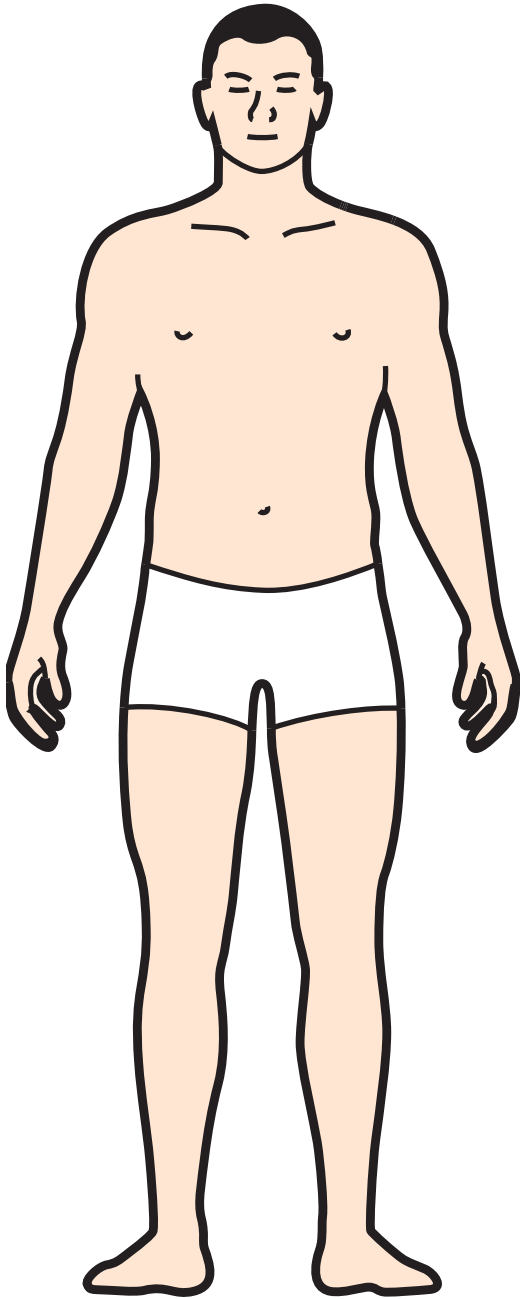
Male body

This is the online version of the Hospital Communication Book version 3

Downloaded free of charge from www.communicationpeople.co.uk for non-commercial use only

Please do not make multiple copies or put on any other website. See our website for more information.

© The Clear Communication People Ltd - November 2013



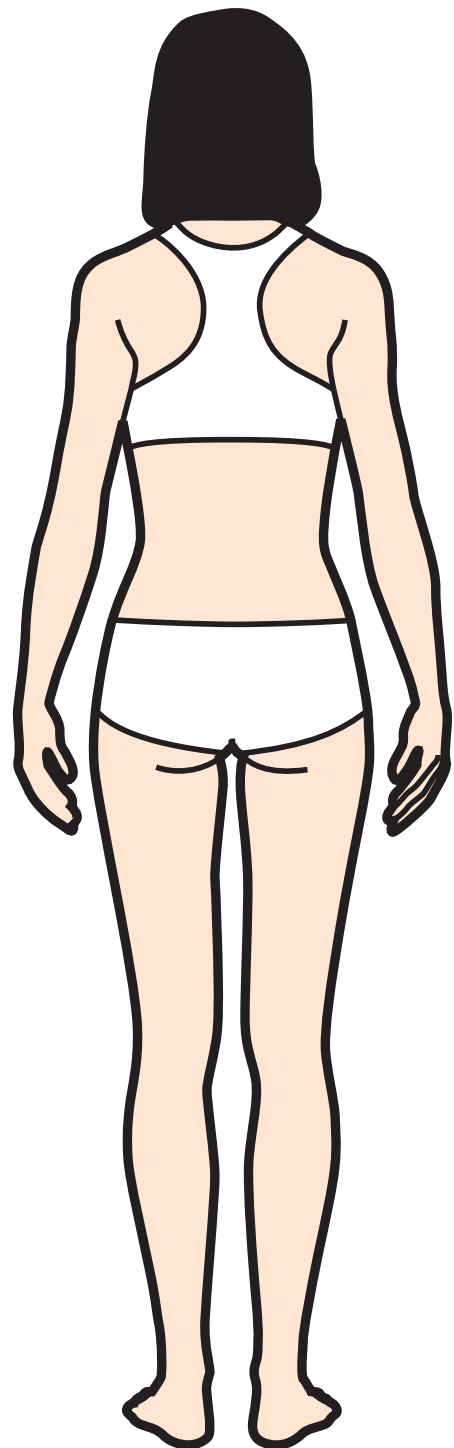
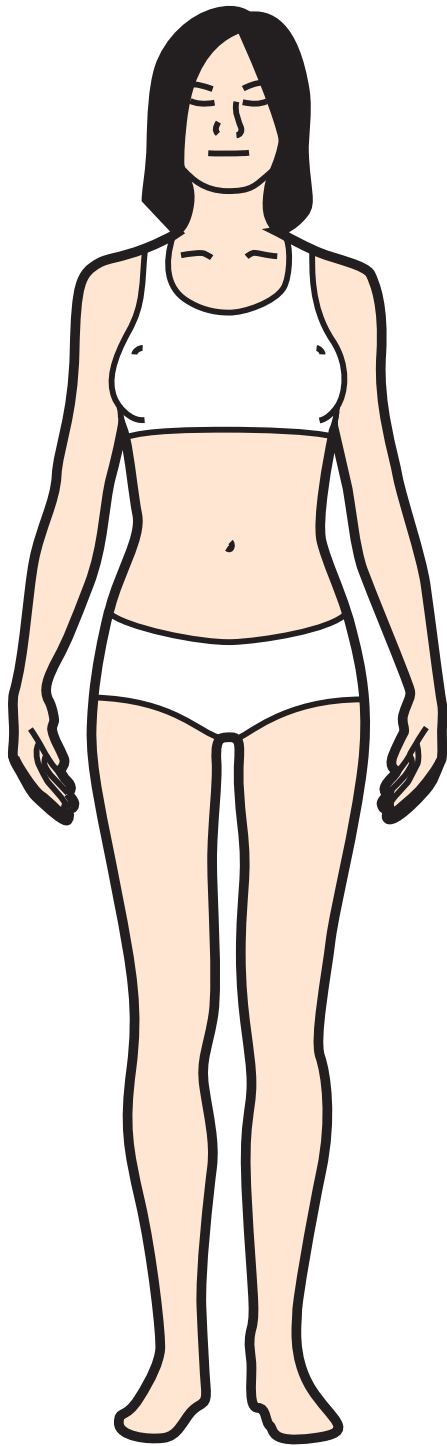
Female body

This is the online version of the Hospital Communication Book version 3

Downloaded free of charge from www.communicationpeople.co.uk for non-commercial use only

Please do not make multiple copies or put on any other website. See our website for more information.

© The Clear Communication People Ltd - November 2013



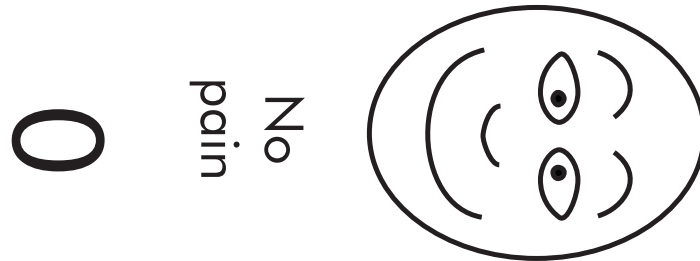
Pain scale

This is the online version of the Hospital Communication Book version 3

Downloaded free of charge from www.communicationpeople.co.uk for non-commercial use only

Please do not make multiple copies or put on any other website. See our website for more information.

© The Clear Communication People Ltd - November 2013



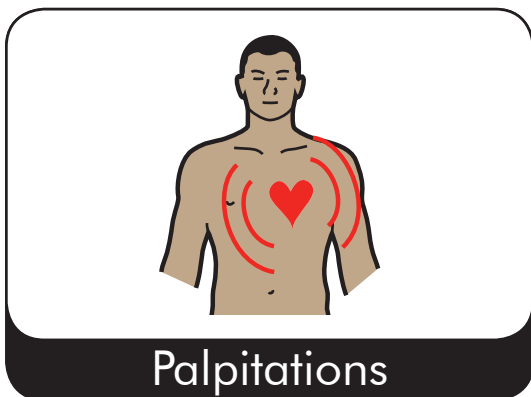

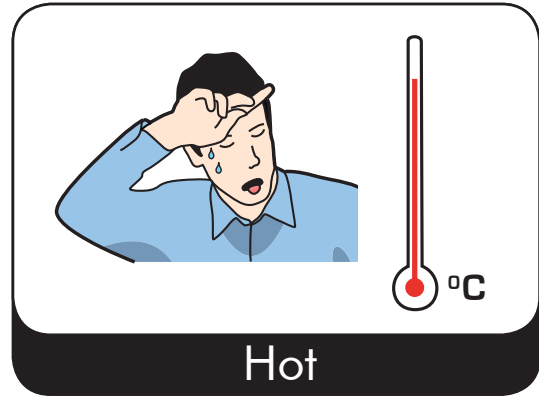
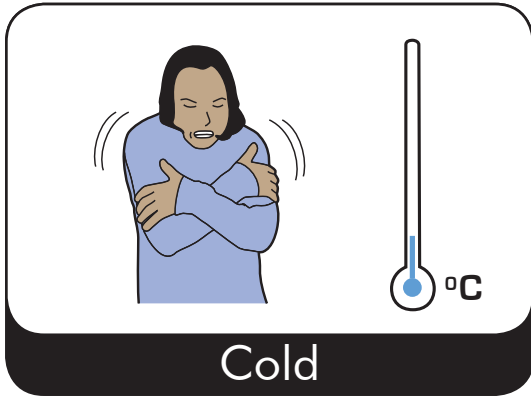
Signs and symptoms

This is the online version of the Hospital Communication Book version 3

Downloaded free of charge from www.communicationpeople.co.uk for non-commercial use only

Please do not make multiple copies or put on any other website. See our website for more information.

© The Clear Communication People Ltd - November 2013



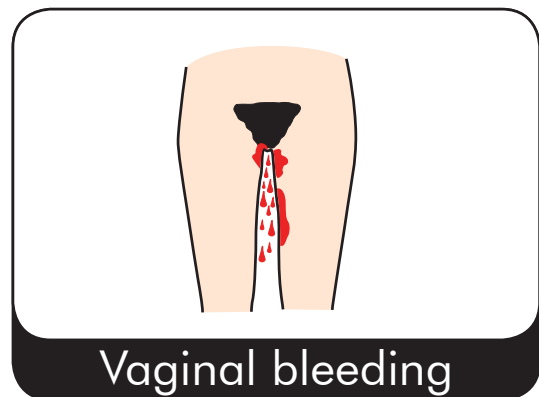
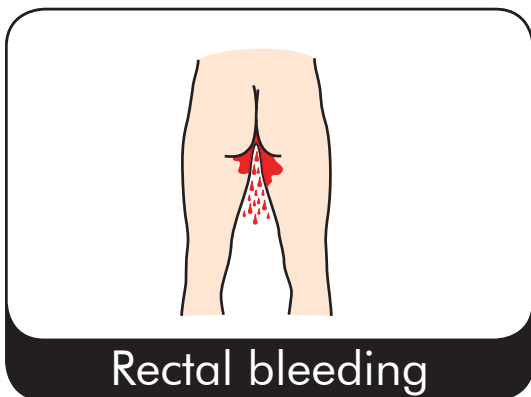
Signs and symptoms

This is the online version of the Hospital Communication Book version 3

Downloaded free of charge from www.communicationpeople.co.uk for non-commercial use only

Please do not make multiple copies or put on any other website. See our website for more information.

© The Clear Communication People Ltd - November 2013



Bristol Stool Chart








This is the online version of the Hospital Communication Book version 3

Downloaded free of charge from www.communicationpeople.co.uk for non-commercial use only

Please do not make multiple copies or put on any other website. See our website for more information.

© The Clear Communication People Ltd - November 2013

Bristol Stool Chart

Type 1		Separate hard lumps, like nuts (hard to pass)
Type 2		Sausage-shaped but lumpy
Type 3		Like a sausage but with cracks on the surface
Type 4		Like a sausage or snake, smooth and soft
Type 5		Soft blobs with clear-cut edges
Type 6		Fluffy pieces with ragged edges, a mushy stool
Type 7		Watery, no solid pieces. Entirely Liquid

Attribution: Kyle Thompson is the copyright holder of The Bristol Stool Chart

